

Signify Classified - Internal
Cooper Lighting Solutions Photometric Lab
1121 Highway 74 South
Peachtree City, GA 30269



Scaled data based on original data using
LM-79-08 Approved Method: Electrical and Photometric Measurements of Solid-
State Lighting Products

Test Report Prepared for
Cooper Lighting Solutions
(formerly Eaton)

Brand: McGRAW-EDISON

Report Number: P437265

Luminaire Tested: **ISS-SA1B-830-U-T4W**

Issue Date: 12/9/2020

Test Information

Test Method: LM-79-08
Report Number: P437265
TEST IS SCALED FROM IESNA LM-79-08 TEST DATA (G3-2011-074-12)
Test Lab: INNOVATION CENTER
Issue Date: 12/9/2020
Manufacturer: COOPER LIGHTING SOLUTIONS (FORMERLY EATON)
Product Line: McGRAW-EDISON
Catalog Number: ISS-SA1B-830-U-T4W
Description: IMPACT ELITE LED QUARTER SPHERE LUMINAIRE
(1) 80 CRI, 3000K, 450mA LIGHTSQUARE WITH 16 LEDS AND TYPE IV WIDE OPTICS
Light Source: -
Ballast/Driver: ELECTRONIC DRIVER

Summary

Lumens per Lamp: N/A
Luminaire Lumens: 2759 lumens
Efficiency: N/A
Efficacy: 108.6 lumens/watt
Luminous Opening: Rectangular (W 0.5' x L: 0.5' x H: 0')
IES Classification: Type IV - Short
BUG Rating: B1 - U0 - G1

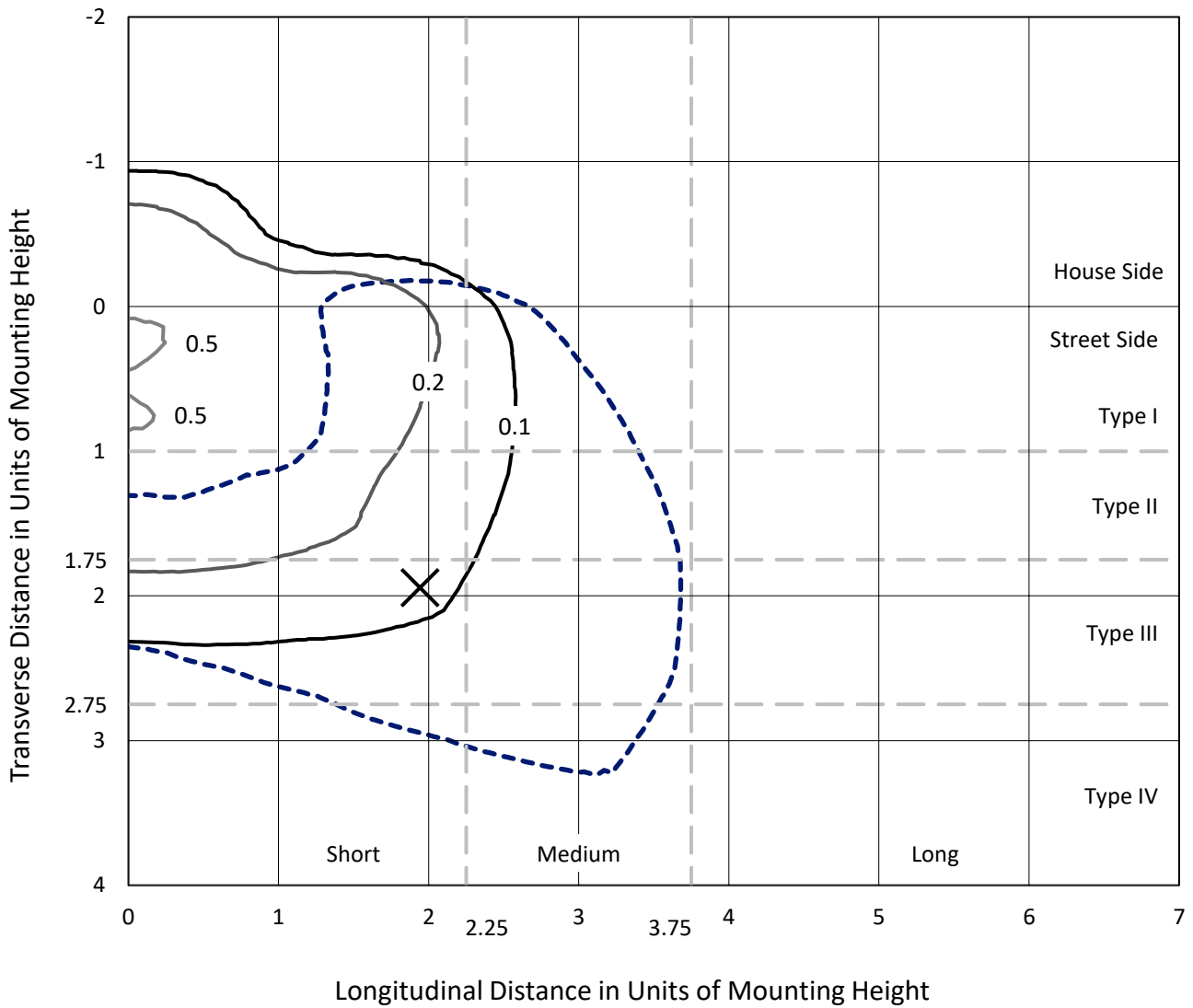
Input Watts (W): 25.4
Input Voltage (V): NR
Input Current (Ain): NR
Voltage Rise (V): NR
Power Factor: NR
Total Harmonic Distortion (THDi): NR
Frequency (hertz): 60
Stabilization Time: NR
Operation Time: NR
Ambient Temperature (°C): NR
Test Distance: 28.75 FT



REPORT NUMBER: P437265
 CATALOG NUMBER: ISS-SA1B-830-U-T4W

Iso-Footcandle Lines of Horizontal Illumination

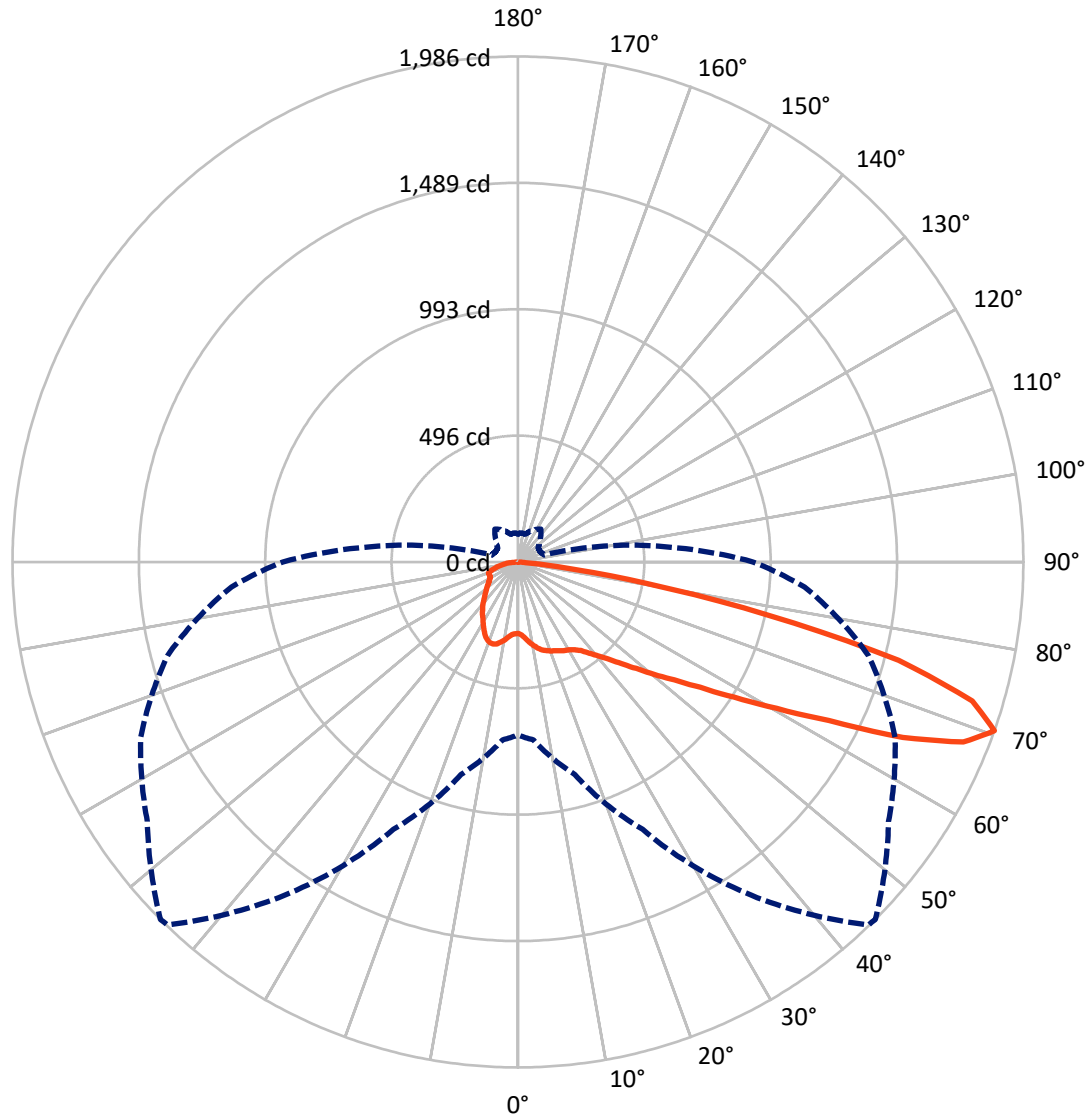
× Max cd
 - - - 1/2 Max cd



Based on 25 foot mounting height. Maximum calculated value = 0.6 fc
 Type IV - Short - N/A

REPORT NUMBER: P437265
CATALOG NUMBER: ISS-SA1B-830-U-T4W

Luminous Intensity Polar Plot



— Vertical Plane Through 45-Deg Lateral - - - Horizontal Cone Through 70-Deg Vertical

REPORT NUMBER: P437265

CATALOG NUMBER: ISS-SA1B-830-U-T4W

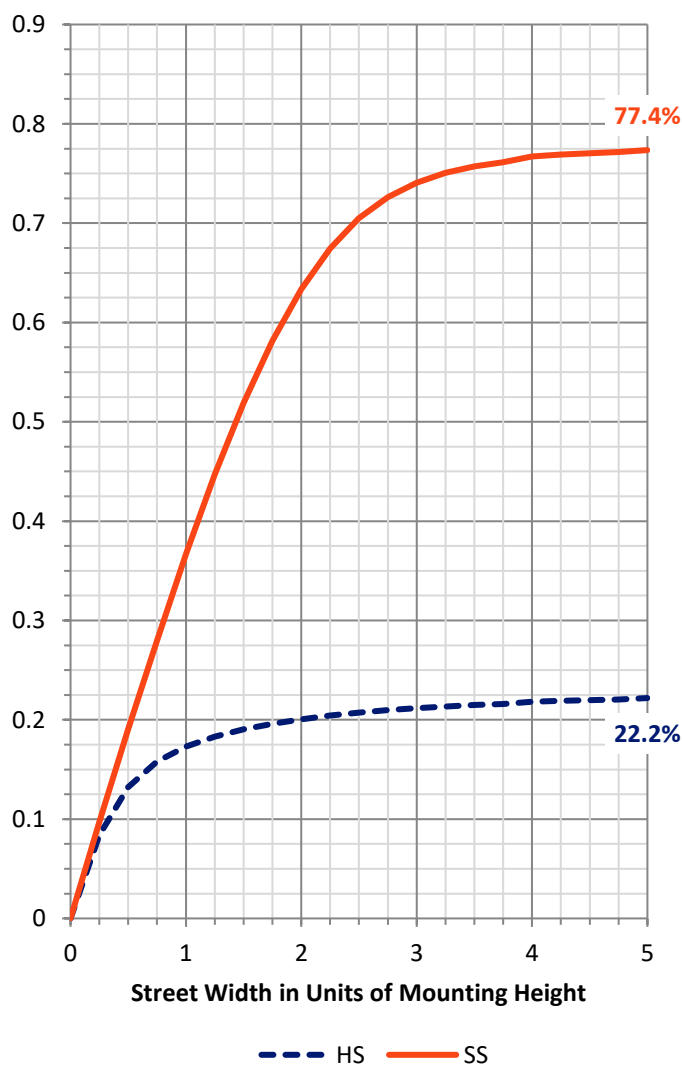
FLUX DISTRIBUTION:

		Downward	Upward	Total
House Side	Lumens	622.9	0.0	622.9
	% Fixture	22.6	0.0	22.6
Street Side	Lumens	2136.1	0.0	2136.1
	% Fixture	77.4	0.0	77.4
Total	Lumens	2759.0	0.0	2759.0
	% Fixture	100.0	0.0	100.0

ZONAL LUMENS:

Zone	Lumens	% Fixture
0°-10°	28.9	1.0
10°-20°	96.9	3.5
20°-30°	164.1	5.9
30°-40°	237.3	8.6
40°-50°	342.1	12.4
50°-60°	561.1	20.3
60°-70°	803.9	29.1
70°-80°	477.8	17.3
80°-90°	46.8	1.7
90°-100°	0.0	0.0
100°-110°	0.0	0.0
110°-120°	0.0	0.0
120°-130°	0.0	0.0
130°-140°	0.0	0.0
140°-150°	0.0	0.0
150°-160°	0.0	0.0
160°-170°	0.0	0.0
170°-180°	0.0	0.0
0°-90°	2759.0	100.0
0°-180°	2759.0	100.0

Coefficient of Utilization



REPORT NUMBER: P437265

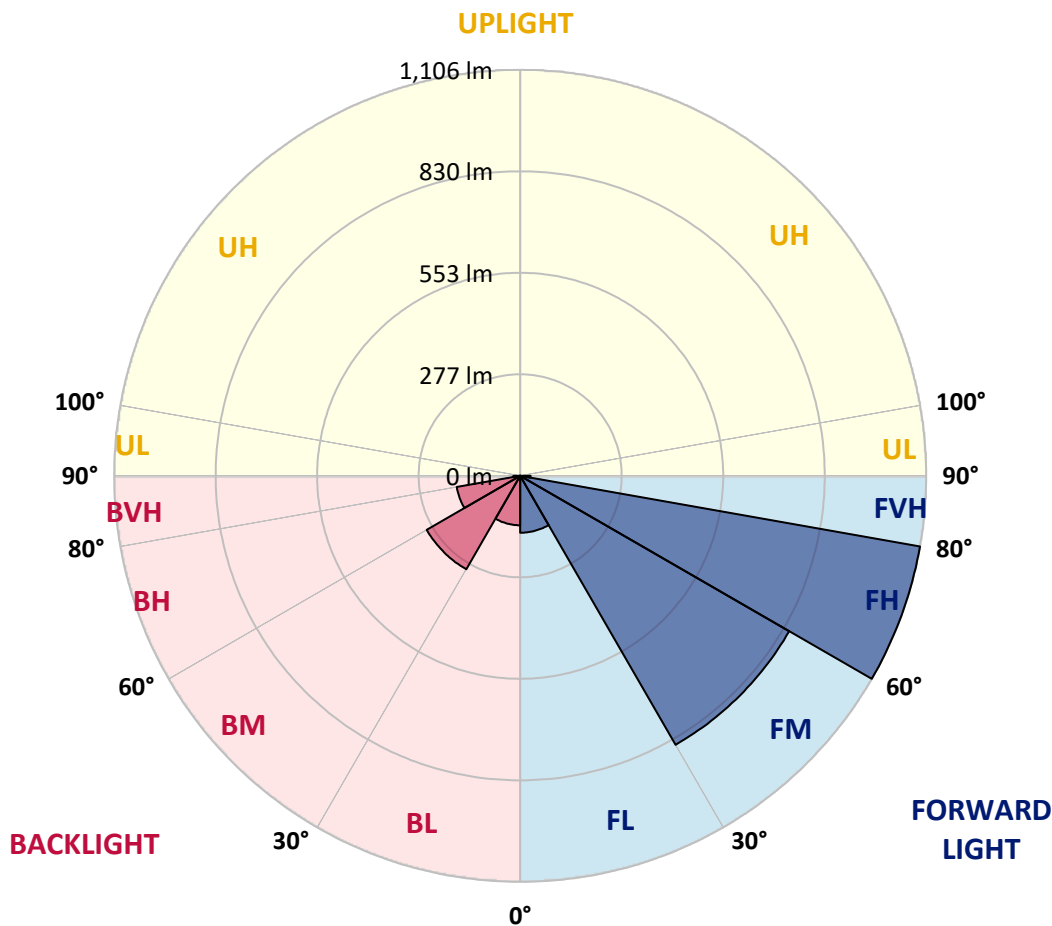
CATALOG NUMBER: ISS-SA1B-830-U-T4W

LUMINAIRE CLASSIFICATION SYSTEM LUMEN TABLE AND BUG RATING:

Zone	Lumens	% Fixture	Zone Rating/Lumen Limit		
			B	U	G
FL (0°-30°)	155.1	5.6			
FM (30°-60°)	846.5	30.7			
FH (60°-80°)	1106.3	40.1			G1/1800
FVH (80°-90°)	28.2	1.0			G1/100
BL (0°-30°)	134.8	4.9	B1/500		
BM (30°-60°)	294.1	10.7	B1/1000		
BH (60°-80°)	175.5	6.4	B1/500		G1/500
BVH (80°-90°)	18.6	0.7			G1/100
UL (90°-100°)	0.0	0.0		U0/0	
UH (100°-180°)	0.0	0.0		U0/0	

BUG Rating: B1-U0-G1

Type IV Short





REPORT NUMBER: P437265
 CATALOG NUMBER: ISS-SA1B-830-U-T4W

CANDELA DISTRIBUTION (FULL):

	0°	5°	15°	25°	35°	44°	45°	55°	65°	75°	85°
0°	280.9	280.9	280.9	280.9	280.9	280.9	280.9	280.9	280.9	280.9	280.9
2.5°	294.8	294.8	293.8	292.8	290.8	288.8	287.8	284.8	284.8	283.8	281.9
5°	316.6	314.6	313.6	309.6	306.7	301.7	300.7	293.8	289.8	286.8	284.8
7.5°	339.4	340.4	336.4	331.5	324.5	317.6	317.6	309.6	302.7	295.7	289.8
10°	361.2	361.2	356.3	350.3	343.4	334.5	332.5	323.5	315.6	306.7	299.7
12.5°	378.1	377.1	371.2	365.2	356.3	349.3	347.4	336.4	329.5	318.6	308.6
15°	390.0	390.0	384.1	375.1	366.2	359.3	359.3	351.3	341.4	330.5	318.6
17.5°	397.0	396.0	391.0	381.1	373.2	367.2	366.2	360.3	354.3	343.4	328.5
20°	397.0	395.0	391.0	383.1	376.1	372.2	373.2	368.2	364.2	351.3	339.4
22.5°	396.0	395.0	388.0	382.1	380.1	379.1	378.1	376.1	369.2	359.3	349.3
25°	404.9	403.9	396.0	388.0	384.1	384.1	386.1	382.1	378.1	368.2	359.3
27.5°	429.7	425.8	414.8	400.0	394.0	393.0	394.0	389.0	386.1	379.1	371.2
30°	471.4	469.4	452.6	424.8	408.9	400.9	400.0	399.0	395.0	390.0	383.1
32.5°	526.0	524.0	498.2	462.5	428.7	410.9	411.9	406.9	406.9	400.0	394.0
35°	593.5	589.5	563.7	513.1	458.5	428.7	426.7	419.8	420.8	408.9	402.9
37.5°	653.0	649.1	624.2	564.7	496.2	457.5	454.5	437.7	426.7	411.9	412.9
40°	703.6	704.6	686.8	627.2	544.8	489.3	484.3	451.6	438.7	425.8	431.7
42.5°	755.2	758.2	746.3	682.8	594.5	524.0	522.0	475.4	464.5	454.5	468.4
45°	805.9	811.8	801.9	742.3	650.0	576.6	568.7	514.1	507.1	501.2	542.9
47.5°	850.5	852.5	851.5	804.9	711.6	636.2	625.2	564.7	573.6	589.5	659.0
50°	906.1	909.1	893.2	867.4	794.9	703.6	693.7	628.2	664.9	716.5	821.7
52.5°	988.5	992.4	947.8	931.9	898.2	785.0	770.1	721.5	800.9	878.3	1003.4
55°	1036.1	1030.1	1010.3	1012.3	993.4	882.3	869.4	835.6	948.8	1041.1	1208.8
57.5°	1066.9	1063.9	1075.8	1102.6	1102.6	1007.3	1002.4	987.5	1107.6	1218.7	1371.5
60°	1116.5	1122.4	1150.2	1203.8	1232.6	1171.1	1168.1	1171.1	1286.2	1342.8	1487.7
62.5°	1147.3	1160.2	1230.6	1322.9	1383.5	1390.4	1371.5	1369.6	1425.1	1446.0	1564.1
65°	1092.7	1113.5	1228.6	1378.5	1564.1	1676.2	1662.3	1542.2	1540.3	1539.3	1549.2
67.5°	948.8	964.6	1131.4	1353.7	1661.3	1895.6	1887.6	1696.1	1649.4	1547.2	1410.3
70°	679.8	701.7	864.4	1159.2	1598.8	1982.9	1985.9	1777.5	1635.5	1426.1	1130.4
72.5°	420.8	421.8	527.0	825.7	1353.7	1854.9	1866.8	1697.1	1471.8	1187.9	798.9
75°	130.0	140.9	223.3	432.7	916.0	1508.5	1545.2	1410.3	1178.0	821.7	437.7
77.5°	64.5	66.5	80.4	158.8	440.6	976.6	1004.3	941.8	744.3	398.0	183.6
80°	36.7	38.7	49.6	70.5	168.7	485.3	508.1	496.2	301.7	143.9	78.4
82.5°	17.9	18.9	24.8	35.7	71.5	144.9	162.8	178.6	115.1	76.4	42.7
85°	5.0	5.0	6.9	11.9	18.9	29.8	29.8	32.8	40.7	38.7	20.8
87.5°	0.0	0.0	0.0	1.0	1.0	1.0	2.0	1.0	2.0	3.0	3.0
90°	0.0	0.0	0.0	0.0	0.0	0.0	0.0	0.0	0.0	0.0	0.0



REPORT NUMBER: P437265
 CATALOG NUMBER: ISS-SA1B-830-U-T4W

CANDELA DISTRIBUTION (continued):

	90°	95°	105°	115°	125°	135°	145°	155°	165°	175°	180°
0°	280.9	280.9	280.9	280.9	280.9	280.9	280.9	280.9	280.9	280.9	280.9
2.5°	281.9	281.9	279.9	280.9	280.9	281.9	281.9	282.8	283.8	284.8	284.8
5°	283.8	282.8	281.9	282.8	283.8	285.8	288.8	291.8	293.8	296.7	295.7
7.5°	289.8	286.8	287.8	287.8	291.8	295.7	301.7	305.7	309.6	311.6	311.6
10°	296.7	294.8	293.8	297.7	301.7	309.6	314.6	320.6	323.5	328.5	326.5
12.5°	306.7	301.7	302.7	307.7	315.6	321.5	325.5	330.5	333.5	337.4	336.4
15°	314.6	311.6	312.6	320.6	328.5	332.5	334.5	336.4	337.4	340.4	341.4
17.5°	324.5	323.5	324.5	331.5	336.4	337.4	336.4	334.5	333.5	336.4	335.4
20°	335.4	334.5	335.4	340.4	338.4	334.5	330.5	327.5	324.5	326.5	327.5
22.5°	344.4	345.4	346.4	344.4	336.4	326.5	319.6	314.6	312.6	314.6	316.6
25°	355.3	356.3	357.3	347.4	328.5	312.6	302.7	299.7	300.7	303.7	304.7
27.5°	369.2	372.2	369.2	346.4	317.6	294.8	286.8	285.8	286.8	289.8	292.8
30°	384.1	388.0	378.1	341.4	302.7	276.9	269.9	269.9	272.9	274.9	277.9
32.5°	397.0	404.9	386.1	332.5	281.9	260.0	255.1	253.1	253.1	255.1	256.0
35°	412.9	422.8	391.0	316.6	262.0	246.1	242.2	236.2	231.2	232.2	231.2
37.5°	428.7	443.6	389.0	291.8	240.2	230.2	226.3	217.3	209.4	204.4	206.4
40°	458.5	476.4	385.1	260.0	220.3	216.4	209.4	199.5	189.6	180.6	179.6
42.5°	511.1	512.1	376.1	231.2	201.5	199.5	193.5	184.6	172.7	160.8	160.8
45°	581.6	563.7	364.2	204.4	183.6	185.6	180.6	171.7	157.8	146.9	146.9
47.5°	687.8	625.2	341.4	180.6	168.7	172.7	169.7	160.8	145.9	136.0	136.0
50°	836.6	725.5	318.6	163.8	157.8	161.8	160.8	149.9	136.0	128.0	128.0
52.5°	1009.3	856.5	302.7	150.9	144.9	151.8	151.8	141.9	129.0	123.1	122.1
55°	1187.0	979.5	286.8	139.9	136.0	141.9	144.9	136.0	124.1	119.1	118.1
57.5°	1313.0	1041.1	265.0	131.0	126.0	134.0	137.9	132.0	121.1	116.1	115.1
60°	1376.5	1047.0	222.3	122.1	117.1	127.0	134.0	129.0	121.1	119.1	119.1
62.5°	1391.4	1022.2	177.6	114.1	111.2	123.1	135.0	133.0	127.0	129.0	130.0
65°	1327.9	939.8	144.9	108.2	107.2	122.1	140.9	139.9	128.0	133.0	134.0
67.5°	1176.0	796.9	123.1	102.2	101.2	124.1	151.8	139.9	121.1	126.0	124.1
70°	924.0	631.2	106.2	96.3	96.3	123.1	157.8	137.9	113.1	115.1	109.2
72.5°	607.4	413.8	94.3	90.3	87.3	112.1	153.8	134.0	109.2	103.2	96.3
75°	307.7	205.4	84.4	85.3	76.4	95.3	148.9	133.0	108.2	98.3	95.3
77.5°	127.0	96.3	75.4	77.4	64.5	81.4	139.9	123.1	97.3	87.3	84.4
80°	66.5	59.5	63.5	64.5	52.6	64.5	111.2	106.2	87.3	80.4	76.4
82.5°	38.7	37.7	48.6	49.6	36.7	52.6	98.3	92.3	73.4	65.5	63.5
85°	17.9	20.8	32.8	29.8	22.8	34.7	59.5	45.7	32.8	28.8	27.8
87.5°	2.0	3.0	6.9	6.9	5.0	3.0	1.0	0.0	0.0	0.0	0.0
90°	0.0	0.0	0.0	0.0	0.0	0.0	0.0	0.0	0.0	0.0	0.0

Cooper Lighting Solutions Photometric Lab
1121 Highway 74 South
Peachtree City, GA 30269



LM-79-2019: Approved Method: Electrical and Photometric Measurements of Solid-State Lighting Products

Report Prepared for

Cooper Lighting Solutions

MCGRAW EDISON

Report Number: SP1-2408-195-9

Test Date: 08/07/2024

Luminaire Tested: GALN-SB1A-830-U-5WQ

Data in this report applies to families of products including GALN-SB1A-830-U-5WQ.

Test Information

Test Method: LM-79-2019
 Report Number: SP1-2408-195-9
 Test Lab: COOPER LIGHTING SOLUTIONS
 Photometer: SP1 - 76IN SPHERE
 Measurement Geometry: 4π
 Issue Date: 08/07/2024
 Manufacturer: COOPER LIGHTING SOLUTIONS
 Product Line: MCGRAW EDISON
 Catalog Number: **GALN-SB1A-830-U-5WQ**
 Description: GALLEON AREA AND ROADWAY LUMINAIRE. (1) 80 CRI, 3000K, 350MA HIGH DENSITY LIGHTSQUARE WITH 26 LEDS AND TYPE V WIDE OPTICS

Spectral Parameters

CCT (K): 3050
 CIE u': 0.2476
 CIE v': 0.5251
 Duv: 0.0034
 CIE x: 0.4383
 CIE y: 0.4131
 CIE z: 0.1487
 Peak Wavelength (nm): 603
 Dominant Wavelength (nm): 581
 Purity: 55.55201
 Rf: 81.5
 Rg: 99.2

CRI (Ra):	81.0		
R1:	79.6	R9:	7.1
R2:	85.6	R10:	67.0
R3:	92.0	R11:	82.7
R4:	82.6	R12:	63.2
R5:	78.9	R13:	80.3
R6:	81.7	R14:	95.0
R7:	85.2	R15:	71.7
R8:	62.0		



Test Conditions

Stabilization Time: 20M
 Operation Time: 1H 20M
 Sphere Temperature (°C): 24.2

REPORT NUMBER: SP1-2408-195-9

Measurement and Test Equipment			
Instrument	Identification Number	Calibration Date	Calibration Due Date
Photometer	IN0058	6/18/2024	12/18/2024
Power Meter	INXT2011004	2/8/2024	2/8/2025
AC Power Source	IN0063	10/24/2023	10/24/2024
DC Power Source	IN0208	10/24/2023	10/24/2024
Sphere Thermometer	IN0085	10/24/2023	10/24/2024
Room Thermometer	IN0046	10/24/2023	10/24/2024

REPORT NUMBER: SP1-2408-195-9

CIE 1931 Chromaticity Diagram



CIE 1931 Chromaticity Diagram with 2017 ANSI 7-Step and 4-Step Quadrangles



Point lies inside the ANSI 3000K 4-step quadrangle

REPORT NUMBER: SP1-2408-195-9

Photopic Flux vs. Wavelength



Photopic Lumens: NR

λ (nm)	Power W [^] /nm	Lumens (ϕ /nm)	λ (nm)	Power W [^] /nm	Lumens (ϕ /nm)	λ (nm)	Power W [^] /nm	Lumens (ϕ /nm)	λ (nm)	Power W [^] /nm	Lumens (ϕ /nm)	λ (nm)	Power W [^] /nm	Lumens (ϕ /nm)
360	0	NR	490	168	NR	620	940	NR	750	35	NR	880	1	NR
365	0	NR	495	233	NR	625	897	NR	755	30	NR	885	1	NR
370	0	NR	500	300	NR	630	847	NR	760	26	NR	890	1	NR
375	0	NR	505	372	NR	635	790	NR	765	22	NR	895	1	NR
380	0	NR	510	430	NR	640	730	NR	770	19	NR	900	1	NR
385	0	NR	515	483	NR	645	668	NR	775	16	NR	905	1	NR
390	0	NR	520	524	NR	650	605	NR	780	14	NR	910	0	NR
395	2	NR	525	555	NR	655	545	NR	785	12	NR	915	0	NR
400	4	NR	530	581	NR	660	485	NR	790	10	NR	920	0	NR
405	7	NR	535	604	NR	665	430	NR	795	9	NR	925	0	NR
410	17	NR	540	623	NR	670	378	NR	800	8	NR	930	0	NR
415	34	NR	545	645	NR	675	331	NR	805	7	NR	935	0	NR
420	68	NR	550	667	NR	680	290	NR	810	6	NR	940	0	NR
425	128	NR	555	693	NR	685	251	NR	815	5	NR	945	0	NR
430	214	NR	560	719	NR	690	218	NR	820	4	NR	950	0	NR
435	339	NR	565	754	NR	695	188	NR	825	4	NR	955	0	NR
440	507	NR	570	791	NR	700	162	NR	830	3	NR	960	0	NR
445	573	NR	575	830	NR	705	139	NR	835	3	NR	965	0	NR
450	356	NR	580	873	NR	710	119	NR	840	3	NR	970	0	NR
455	217	NR	585	913	NR	715	102	NR	845	2	NR	975	0	NR
460	168	NR	590	948	NR	720	88	NR	850	2	NR	980	0	NR
465	113	NR	595	974	NR	725	76	NR	855	2	NR	985	0	NR
470	85	NR	600	994	NR	730	65	NR	860	1	NR	990	0	NR
475	85	NR	605	998	NR	735	55	NR	865	1	NR	995	0	NR
480	94	NR	610	994	NR	740	47	NR	870	1	NR	1000	0	NR
485	120	NR	615	973	NR	745	41	NR	875	1	NR			

REPORT NUMBER: SP1-2408-195-9

Scotopic Flux vs. Wavelength



Scotopic Lumens: NR

S/P: 1.27

λ (nm)	Power W [^] /nm	Lumens (ϕ /nm)	λ (nm)	Power W [^] /nm	Lumens (ϕ /nm)	λ (nm)	Power W [^] /nm	Lumens (ϕ /nm)	λ (nm)	Power W [^] /nm	Lumens (ϕ /nm)	λ (nm)	Power W [^] /nm	Lumens (ϕ /nm)
360	0	NR	490	168	NR	620	940	NR	750	35	NR	880	1	NR
365	0	NR	495	233	NR	625	897	NR	755	30	NR	885	1	NR
370	0	NR	500	300	NR	630	847	NR	760	26	NR	890	1	NR
375	0	NR	505	372	NR	635	790	NR	765	22	NR	895	1	NR
380	0	NR	510	430	NR	640	730	NR	770	19	NR	900	1	NR
385	0	NR	515	483	NR	645	668	NR	775	16	NR	905	1	NR
390	0	NR	520	524	NR	650	605	NR	780	14	NR	910	0	NR
395	2	NR	525	555	NR	655	545	NR	785	12	NR	915	0	NR
400	4	NR	530	581	NR	660	485	NR	790	10	NR	920	0	NR
405	7	NR	535	604	NR	665	430	NR	795	9	NR	925	0	NR
410	17	NR	540	623	NR	670	378	NR	800	8	NR	930	0	NR
415	34	NR	545	645	NR	675	331	NR	805	7	NR	935	0	NR
420	68	NR	550	667	NR	680	290	NR	810	6	NR	940	0	NR
425	128	NR	555	693	NR	685	251	NR	815	5	NR	945	0	NR
430	214	NR	560	719	NR	690	218	NR	820	4	NR	950	0	NR
435	339	NR	565	754	NR	695	188	NR	825	4	NR	955	0	NR
440	507	NR	570	791	NR	700	162	NR	830	3	NR	960	0	NR
445	573	NR	575	830	NR	705	139	NR	835	3	NR	965	0	NR
450	356	NR	580	873	NR	710	119	NR	840	3	NR	970	0	NR
455	217	NR	585	913	NR	715	102	NR	845	2	NR	975	0	NR
460	168	NR	590	948	NR	720	88	NR	850	2	NR	980	0	NR
465	113	NR	595	974	NR	725	76	NR	855	2	NR	985	0	NR
470	85	NR	600	994	NR	730	65	NR	860	1	NR	990	0	NR
475	85	NR	605	998	NR	735	55	NR	865	1	NR	995	0	NR
480	94	NR	610	994	NR	740	47	NR	870	1	NR	1000	0	NR
485	120	NR	615	973	NR	745	41	NR	875	1	NR			

REPORT NUMBER: SP1-2408-195-9

Melanopic Flux vs. Wavelength



Melanopic Lumens: NR

M/P: 2.32

λ (nm)	Power W [^] /nm	Lumens (φ/nm)	λ (nm)	Power W [^] /nm	Lumens (φ/nm)	λ (nm)	Power W [^] /nm	Lumens (φ/nm)	λ (nm)	Power W [^] /nm	Lumens (φ/nm)	λ (nm)	Power W [^] /nm	Lumens (φ/nm)
360	0	NR	490	168	NR	620	940	NR	750	35	NR	880	1	NR
365	0	NR	495	233	NR	625	897	NR	755	30	NR	885	1	NR
370	0	NR	500	300	NR	630	847	NR	760	26	NR	890	1	NR
375	0	NR	505	372	NR	635	790	NR	765	22	NR	895	1	NR
380	0	NR	510	430	NR	640	730	NR	770	19	NR	900	1	NR
385	0	NR	515	483	NR	645	668	NR	775	16	NR	905	1	NR
390	0	NR	520	524	NR	650	605	NR	780	14	NR	910	0	NR
395	2	NR	525	555	NR	655	545	NR	785	12	NR	915	0	NR
400	4	NR	530	581	NR	660	485	NR	790	10	NR	920	0	NR
405	7	NR	535	604	NR	665	430	NR	795	9	NR	925	0	NR
410	17	NR	540	623	NR	670	378	NR	800	8	NR	930	0	NR
415	34	NR	545	645	NR	675	331	NR	805	7	NR	935	0	NR
420	68	NR	550	667	NR	680	290	NR	810	6	NR	940	0	NR
425	128	NR	555	693	NR	685	251	NR	815	5	NR	945	0	NR
430	214	NR	560	719	NR	690	218	NR	820	4	NR	950	0	NR
435	339	NR	565	754	NR	695	188	NR	825	4	NR	955	0	NR
440	507	NR	570	791	NR	700	162	NR	830	3	NR	960	0	NR
445	573	NR	575	830	NR	705	139	NR	835	3	NR	965	0	NR
450	356	NR	580	873	NR	710	119	NR	840	3	NR	970	0	NR
455	217	NR	585	913	NR	715	102	NR	845	2	NR	975	0	NR
460	168	NR	590	948	NR	720	88	NR	850	2	NR	980	0	NR
465	113	NR	595	974	NR	725	76	NR	855	2	NR	985	0	NR
470	85	NR	600	994	NR	730	65	NR	860	1	NR	990	0	NR
475	85	NR	605	998	NR	735	55	NR	865	1	NR	995	0	NR
480	94	NR	610	994	NR	740	47	NR	870	1	NR	1000	0	NR
485	120	NR	615	973	NR	745	41	NR	875	1	NR			

Summary

$R_f = 81.5$
 $R_g = 99.2$
 $CIE R_a = 81.0$
 $R_9 = 7.1$



Color Vector Graphics

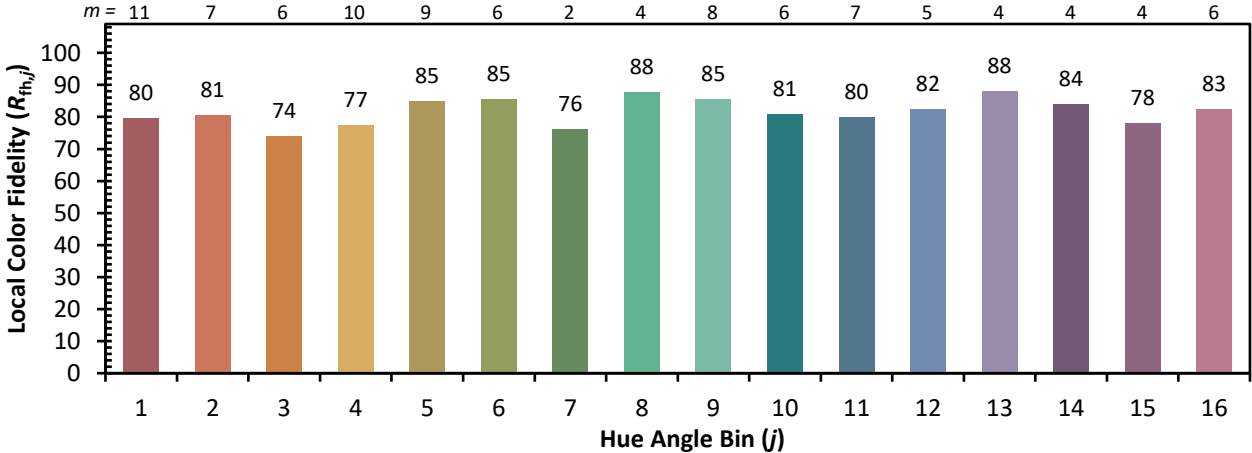


Individual Sample Fidelity Index ($R_{f,i}$)

CES01 = 86	CES26 = 74	CES51 = 89	CES76 = 70
CES02 = 63	CES27 = 88	CES52 = 92	CES77 = 86
CES03 = 31	CES28 = 89	CES53 = 81	CES78 = 72
CES04 = 70	CES29 = 67	CES54 = 87	CES79 = 90
CES05 = 50	CES30 = 68	CES55 = 85	CES80 = 88
CES06 = 51	CES31 = 71	CES56 = 78	CES81 = 78
CES07 = 42	CES32 = 70	CES57 = 76	CES82 = 95
CES08 = 41	CES33 = 71	CES58 = 78	CES83 = 90
CES09 = 29	CES34 = 82	CES59 = 92	CES84 = 94
CES10 = 76	CES35 = 90	CES60 = 95	CES85 = 86
CES11 = 59	CES36 = 93	CES61 = 93	CES86 = 72
CES12 = 65	CES37 = 87	CES62 = 83	CES87 = 85
CES13 = 43	CES38 = 75	CES63 = 77	CES88 = 83
CES14 = 74	CES39 = 94	CES64 = 83	CES89 = 75
CES15 = 71	CES40 = 89	CES65 = 77	CES90 = 81
CES16 = 47	CES41 = 85	CES66 = 80	CES91 = 96
CES17 = 50	CES42 = 86	CES67 = 79	CES92 = 73
CES18 = 56	CES43 = 81	CES68 = 84	CES93 = 84
CES19 = 72	CES44 = 99	CES69 = 91	CES94 = 64
CES20 = 66	CES45 = 87	CES70 = 78	CES95 = 80
CES21 = 87	CES46 = 82	CES71 = 76	CES96 = 84
CES22 = 79	CES47 = 77	CES72 = 92	CES97 = 87
CES23 = 92	CES48 = 71	CES73 = 71	CES98 = 81
CES24 = 91	CES49 = 81	CES74 = 93	CES99 = 74
CES25 = 72	CES50 = 89	CES75 = 74	



Color Rendition by Hue-Angle Bin



Measure Comparisons



(END OF REPORT)